



Report on Student Outcomes and School Climate

Alberta Secondary Survey 2016 (4888)

Leduc Composite High School Highlights

Your version of the **OurSCHOOL** student survey measures 35 indicators based on the most recent research on school and classroom effectiveness. This report provides highlights based on data from 858 students in this school that participated in the survey between 6 Feb. 2017 and 13 Feb. 2017. The number of students by grade level is:

grade10: 304
grade11: 308
grade12: 246

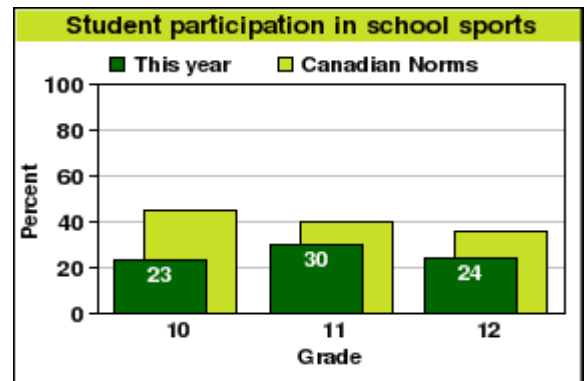
The bar charts show the results by grade for grades with at least 5 students. These are compared with Canadian norms, which are based on last year's results for all students using the OurSCHOOL survey at the grade levels found in this school. For details on the survey see www.thelearningbar.com.

Social-Emotional Outcomes

Student participation in school sports

Students who play sports with an instructor at school, other than in a gym class.

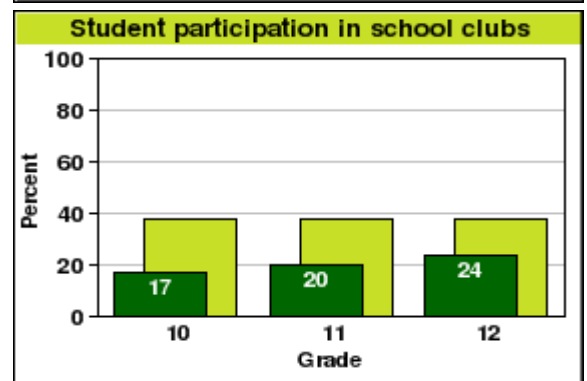
- 26% of students in this school had a high rate of participation in sports; the Canadian norm for these grades is 40%.
- 19% of the girls and 32% of the boys in this school had a high rate of participation in sports. The Canadian norm for girls is 35% and for boys is 46%.



Student participation in school clubs

Students who take part in art, drama, or music groups; school clubs; or a school committee.

- 20% of students in this school had a high rate of participation in clubs; the Canadian norm for these grades is 38%.
- 25% of the girls and 15% of the boys in this school had a high rate of participation in clubs. The Canadian norm for girls is 45% and for boys is 30%.

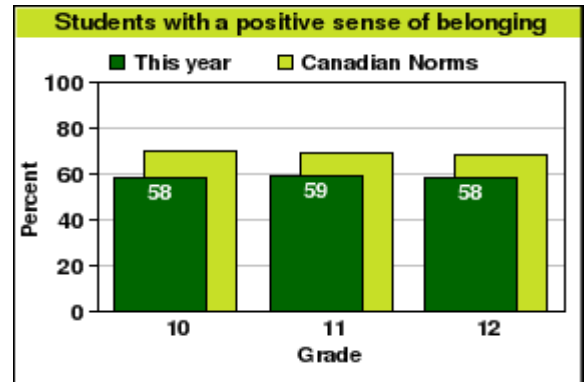


Social-Emotional Outcomes

Students with a positive sense of belonging

Students who feel accepted and valued by their peers and by others at their school.

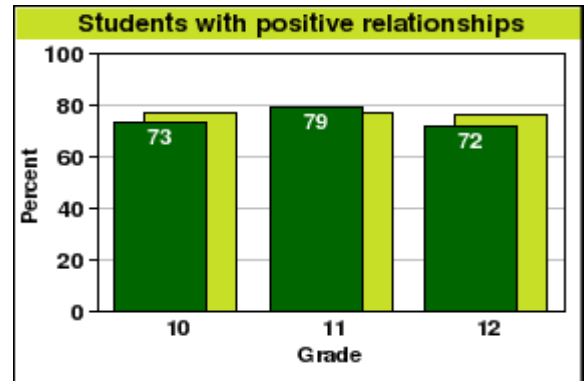
- 58% of students in this school had a high sense of belonging; the Canadian norm for these grades is 69%.
- 54% of the girls and 65% of the boys in this school had a high sense of belonging. The Canadian norm for girls is 69% and for boys is 69%.



Students with positive relationships

Students who have friends at school they can trust and who encourage them to make positive choices.

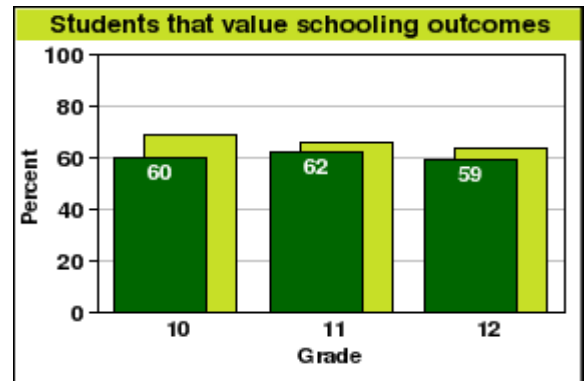
- In this school, 75% of students had positive relationships; the Canadian norm for these grades is 77%.
- 74% of the girls and 77% of the boys in this school had positive relationships. The Canadian norm for girls is 81% and for boys is 72%.



Students that value schooling outcomes

Students who believe that education will benefit them personally and economically, and will have a strong bearing on their future.

- 61% of students in this school valued school outcomes; the Canadian norm for these grades is 66%.
- 62% of the girls and 60% of the boys in this school valued school outcomes. The Canadian norm for girls is 70% and for boys is 62%.

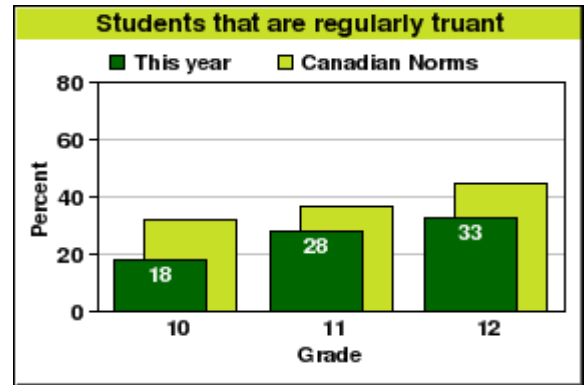


Social-Emotional Outcomes

Students that are regularly truant

Students who skip classes or miss days at school without a reason, or arrive late for school or classes.

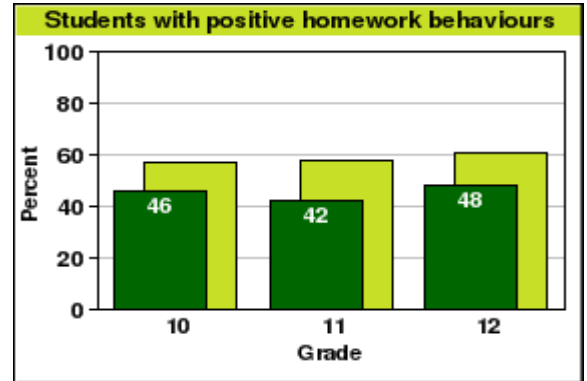
- In this school, the student truancy rate was 26%; the Canadian norm for these grades is 38%
- In this school, the truancy rate for girls was 19% and for boys, 31%. The Canadian norm for girls is 34% and for boys is 42%.



Students with positive homework behaviours

Students who do homework for their classes with a positive attitude and in a timely manner.

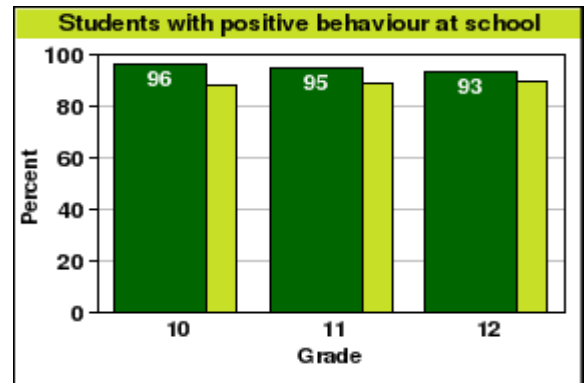
- In this school, 45% of students had positive homework behaviours; the Canadian norm for these grades is 59%.
- 57% of the girls and 33% of the boys in this school had positive homework behaviours. The Canadian norm for girls is 68% and for boys is 49%.



Students with positive behaviour at school

Students that do not get in trouble at school for disruptive or inappropriate behaviour.

- In this school, 95% of students had positive behaviour; the Canadian norm for these grades is 89%.
- 98% of the girls and 93% of the boys in this school with positive student behaviour at school. The Canadian norm for girls is 94% and for boys is 84%.

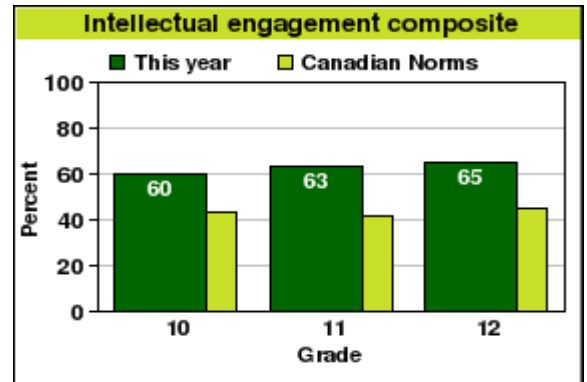


Social-Emotional Outcomes

Intellectual engagement composite

Students who are intellectually engaged and find learning interesting, enjoyable, and relevant.

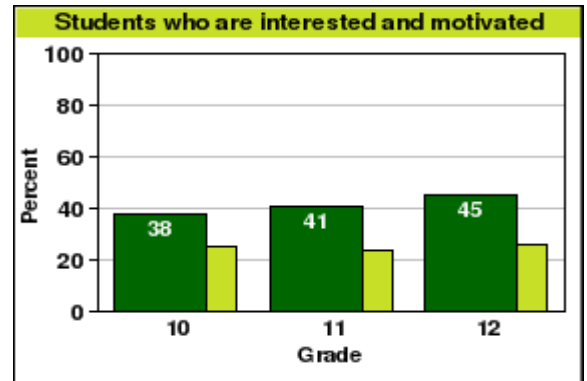
- 62% of students in this school are intellectually engaged. The Canadian norm for these grade levels is 43%.
- 65% of the girls and 61% of the boys in this school were intellectually engaged. The Canadian norm for girls is 45% and for boys is 41%.



Students who are interested and motivated

Students who are interested and motivated in their learning.

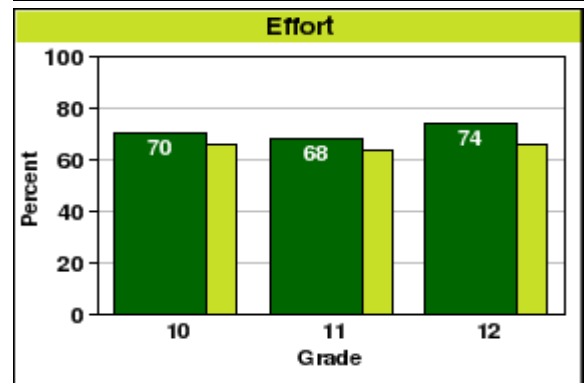
- 41% of students in this school were interested and motivated; the Canadian norm for these grades is 25%.
- 42% of the girls and 40% of the boys in this school were interested and motivated. The Canadian norm for girls is 26% and for boys is 25%.



Effort

Students who try hard to succeed in their learning.

- 70% of students in this school tried hard to succeed; the Canadian norm for these grades is 65%.
- 72% of the girls and 70% of the boys in this school tried hard to succeed. The Canadian norm for girls is 70% and for boys is 61%.

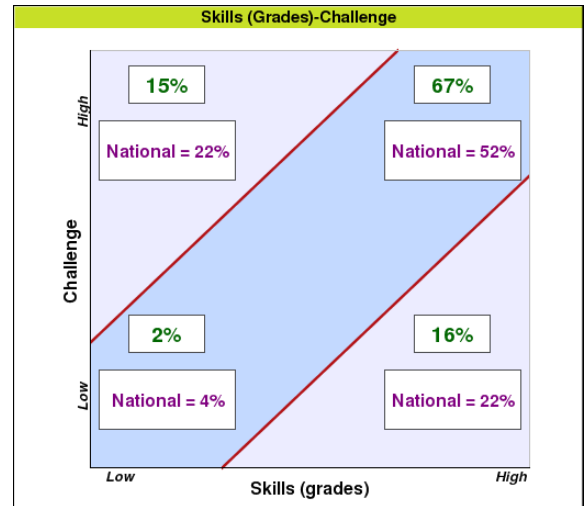


Social-Emotional Outcomes

Skills (grades)-challenge

Students who feel challenged in their Language Arts, Math and Science classes and feel confident of their skills in these subjects.

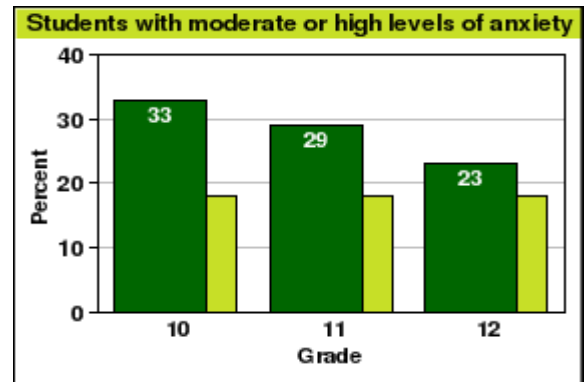
- 67% of students in the school had scores that placed them in the desirable quadrant with high skills and high challenge. The Canadian norm for these grades is 52%.
- 16% of students were confident of their skills but did not find classes challenging. The Canadian norm for these grades is 22%.
- 15% of students were not confident of their skills and found language arts, math or science challenging. The Canadian norm for this category is 22%.
- 2% of students lacked confidence in their skills and did not feel they were challenged. The Canadian norm for this category is 4%.



Students with moderate or high levels of anxiety

Students who have intense feelings of fear, intense anxiety, or worry about particular events or social situations.

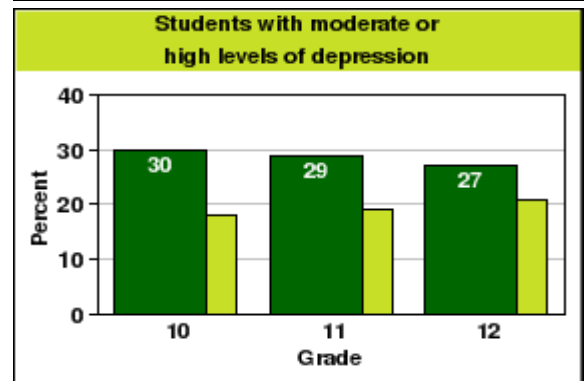
- 28% of students in this school had moderate to high levels of anxiety; the Canadian norm for these grades is 18%.
- 40% of the girls and 16% of the boys in this school had moderate to high levels of anxiety. The Canadian norm for girls is 20% and for boys is 15%.



Students with moderate or high levels of depression

Students who have prolonged periods when they feel sad, discouraged, and inadequate.

- 29% of students in this school had moderate to high levels of depression; the Canadian norm for these grades is 19%.
- 36% of the girls and 20% of the boys in this school had moderate to high levels of depression. The Canadian norm for girls is 22% and for boys is 17%.

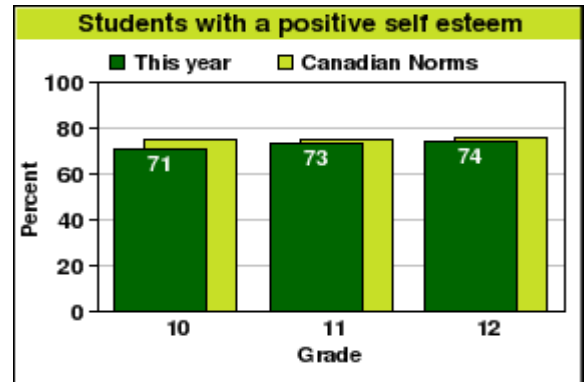


Social-Emotional Outcomes

Students with a positive self esteem

Students who like and accept themselves, and are proud of their accomplishments.

- 72% of students in this school had high self esteem; the Canadian norm for these grades is 76%.
- 70% of the girls and 76% of the boys in this school had high self esteem. The Canadian norm for girls is 73% and for boys is 78%.

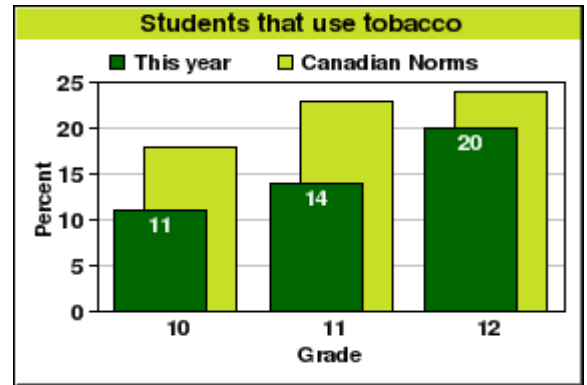


Physical Health Outcomes

Students that use tobacco

The percentage of students that use tobacco occasionally or at least once every day.

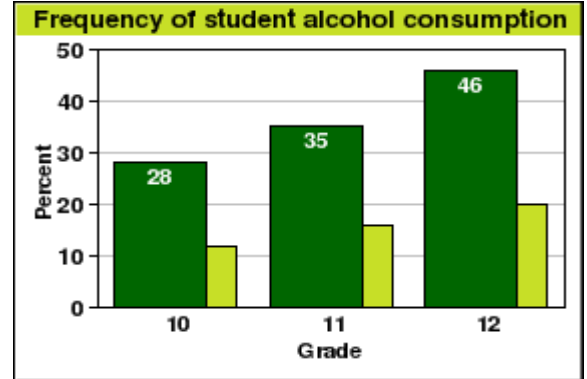
- 15% of students in this school indicated they were occasional or regular tobacco users; the Canadian norm for these grades is 22%.
- 12% of the girls and 17% of the boys in this school were occasional and regular tobacco users. The Canadian norm for girls is 18% and for boys is 25%.



Frequency of student alcohol consumption

The percentage of students who have at least one drink of alcohol two or more times per week.

- 36% of students in this school have had at least one alcoholic drink one or more times per week; the Canadian norm for these grades is 16%.
- 33% of the girls and 37% of the boys in this school have had at least one alcoholic drink one or more times per week. The Canadian norm for girls is 12% and for boys is 20%.

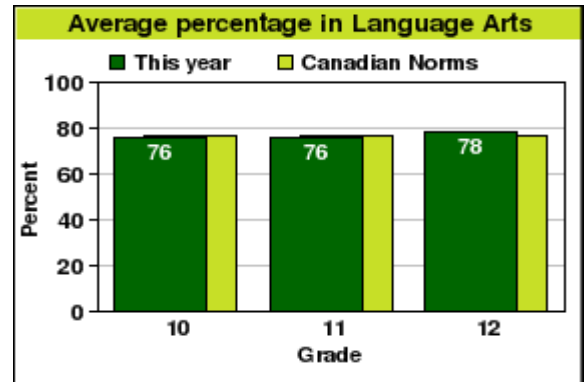


Academic Outcomes

Average percentage in Language Arts

Students' overall marks in their current or most recent Language Arts class (e.g., English) were reported as a letter grade and converted to a percentage.

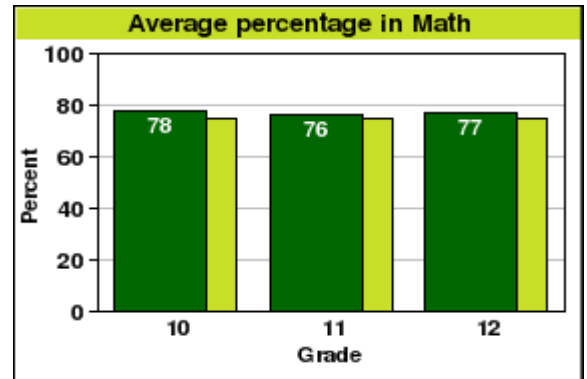
- In this school, students' average reported mark was 77%; the Canadian norm for these grades is 77%.
- In this school, girls' average reported mark was 79% and boys' was 75%. The Canadian norm for girls is 79% and for boys is 75%.



Average percentage in Math

Students' overall marks in their current or most recent Math class were reported as a letter grade and converted to a percentage.

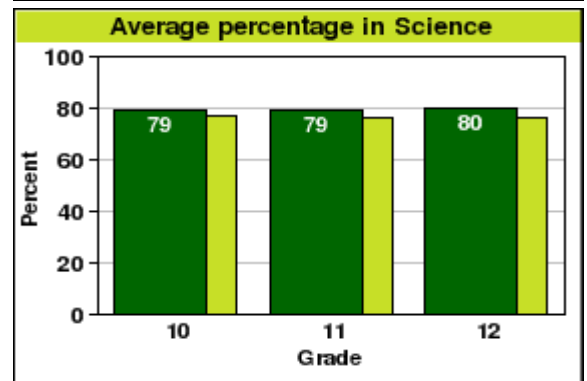
- In this school, students' average reported mark was 77%; the Canadian norm for these grades is 75%.
- In this school, girls' average reported mark was 77% and boys' was 77%. The Canadian norm for girls is 76% and for boys is 75%.



Average percentage in Science

Students' overall marks in their current or most recent Science class (e.g., general Science, biology, chemistry, or physics) were reported as a letter grade and converted to a percentage.

- In this school, students' average reported mark was 79%; the Canadian norm for these grades is 76%.
- In this school, girls' average reported mark was 80% and boys' was 79%. The Canadian norm for girls is 77% and for boys is 76%.

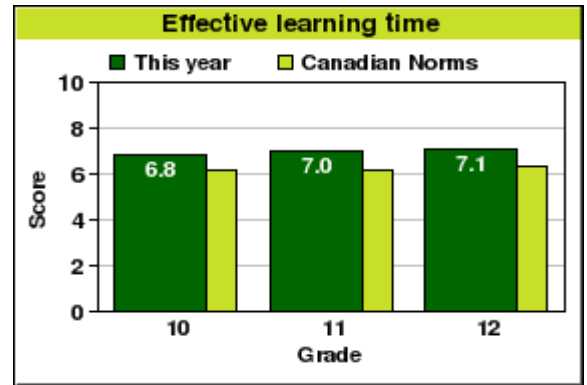


DRIVERS of Student Outcomes

Effective learning time

Important concepts are taught well, class time is used efficiently, and homework and evaluations support course objectives.

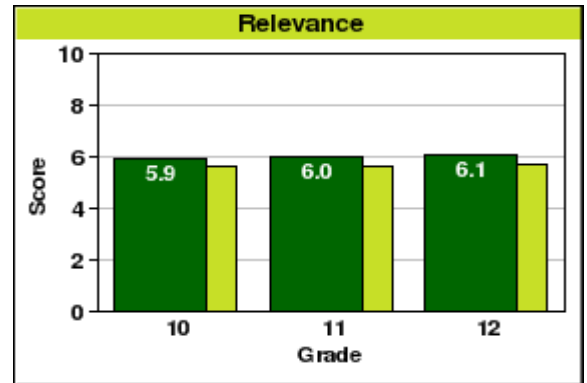
- In this school, students rated effective classroom learning time 7 out of 10; the Canadian norm for these grades is 6.3.
- In this school, effective classroom learning time was rated 7 out of 10 by girls and 6.9 out of 10 by boys. The Canadian norm for girls is 6.4 and for boys is 6.1.



Relevance

Students who find classroom instruction relevant to their everyday lives.

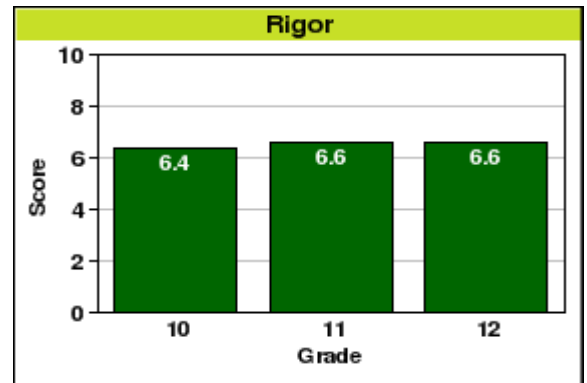
- In this school, students rated relevance 6 out of 10; the Canadian norm for these grades is 5.6.
- In this school, relevance was rated 6.1 out of 10 by girls and 5.9 out of 10 by boys. The Canadian norm for girls is 5.7 and for boys is 5.5.



Rigor

Students who find the classroom instruction is well-organized, with a clear purpose, and with immediate and appropriate feedback that helps them learn.

- In this school, students rated rigor 6.5 out of 10.
- In this school, rigor was rated 6.6 out of 10 by girls and 6.6 out of 10 by boys.

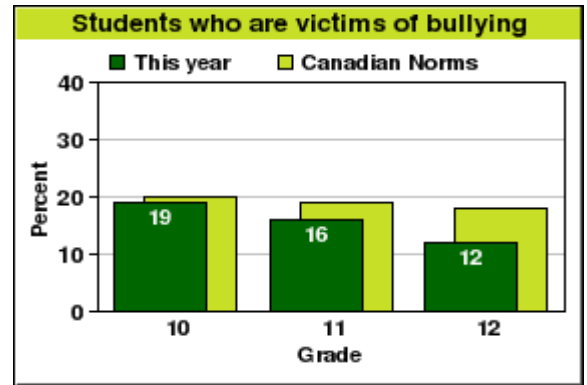


DRIVERS of Student Outcomes

Students who are victims of bullying

Students who are subjected to physical, social, or verbal bullying, or are bullied over the internet.

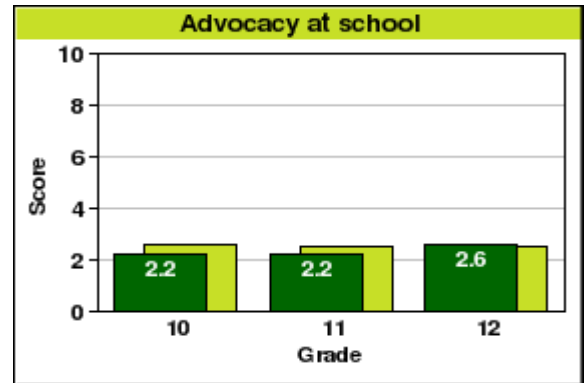
- 16% of students in this school were victims of moderate to severe bullying in the previous month; the Canadian norm for these grades is 19%.
- 16% of the girls and 15% of the boys in this school were victims of moderate to severe bullying in the previous month. The Canadian norm for girls is 16% and for boys is 23%.



Advocacy at school

Students who feel they have someone at school who consistently provides encouragement and can be turned to for advice.

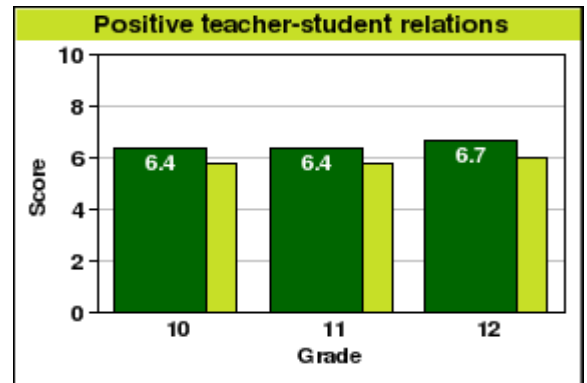
- In this school, students rated advocacy at school 2.3 out of 10; the Canadian norm for these grades is 2.5.
- In this school, advocacy at school was rated 2.2 out of 10 by girls and 2.5 out of 10 by boys. The Canadian norm for girls is 2.5 and for boys is 2.6.



Positive teacher-student relations

Students who feel teachers are responsive to their needs, and encourage independence with a democratic approach.

- In this school, positive teacher-student relations were rated 6.5 out of 10; the Canadian norm for these grades is 5.8.
- In this school, positive teacher-student relations were rated 6.5 out of 10 by girls and 6.5 out of 10 by boys. The Canadian norm for girls is 5.9 and for boys is 5.8.

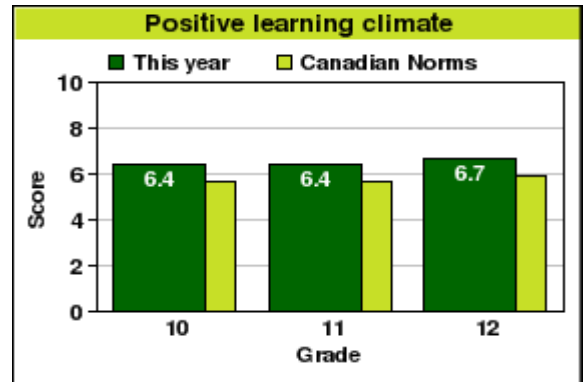


DRIVERS of Student Outcomes

Positive learning climate

There are clear rules and expectations for classroom behaviour. Students understand these and teachers maintain high expectations that they be followed.

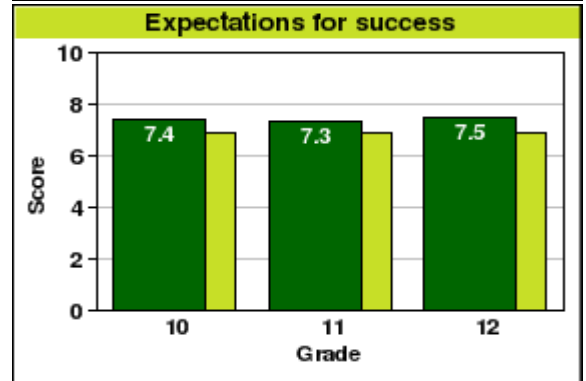
- In this school, students rated disciplinary climate of the classroom 6.5 out of 10; the Canadian norm for these grades is 5.8.
- In this school, disciplinary climate of the classroom was rated 6.5 out of 10 by girls and 6.6 out of 10 by boys. The Canadian norm for girls is 5.8 and for boys is 5.7.



Expectations for success

The school staff emphasizes academic skills and hold high expectations for all students to succeed.

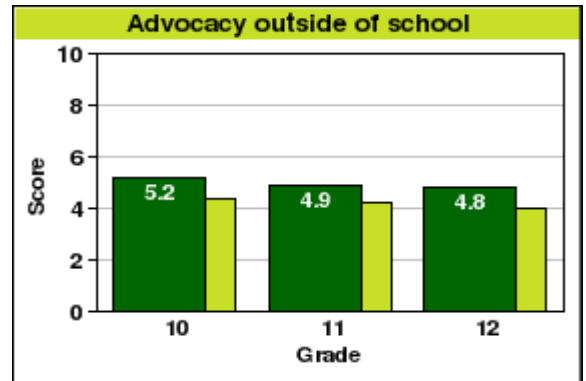
- In this school, students rated teachers' expectations for academic success 7.4 out of 10; the Canadian norm for these grades is 6.9.
- In this school, teachers' expectations for academic success were rated 7.6 out of 10 by girls and 7.3 out of 10 by boys. The Canadian norm for girls is 7.1 and for boys is 6.7.



Advocacy outside of school

Students who feel they have someone at home or in their community who consistently provides encouragement and can be turned to for advice.

- In this school, students rated advocacy outside of school 5 out of 10; the Canadian norm for these grades is 4.2.
- In this school, advocacy outside school was rated 5.1 out of 10 by girls and 4.9 out of 10 by boys. The Canadian norm for girls is 4.3 and for boys is 4.1.

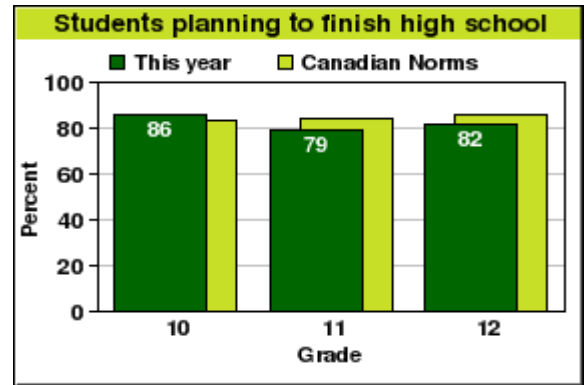


DRIVERS of Student Outcomes

Students planning to finish high school

Students who plan to finish high school.

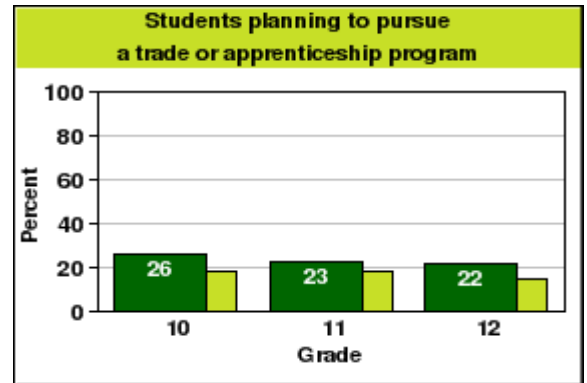
- 82% of students in this school had aspirations for finishing high school; the Canadian norm for these grades is 84%.
- 85% of the girls and 80% of the boys in this school had aspirations for finishing high school. The Canadian norm for girls is 88% and for boys is 80%.



Students planning to pursue a trade or apprenticeship program

Students who plan to finish high school, and afterwards pursue a trade or apprenticeship program.

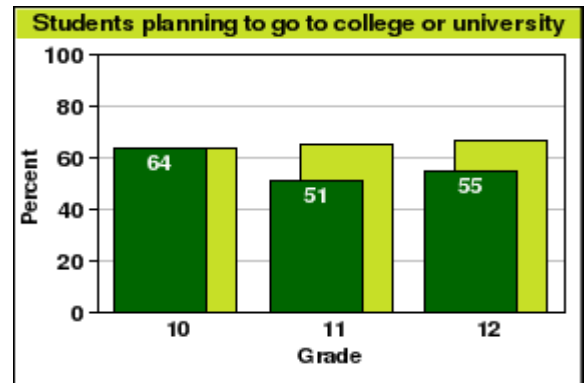
- 24% of students in this school planned to pursue a trade or apprenticeship program; the Canadian norm for these grades is 17%.
- 16% of the girls and 33% of the boys in this school planned to pursue a trade or apprenticeship program. The Canadian norm for girls is 12% and for boys is 22%.



Students planning to go to college or university

Students who plan to pursue a post-secondary education.

- 57% of students in this school had aspirations for pursuing a post-secondary education; the Canadian norm for these grades is 65%.
- 66% of the girls and 48% of the boys in this school had aspirations for going to college or university. The Canadian norm for girls is 74% and for boys is 57%.

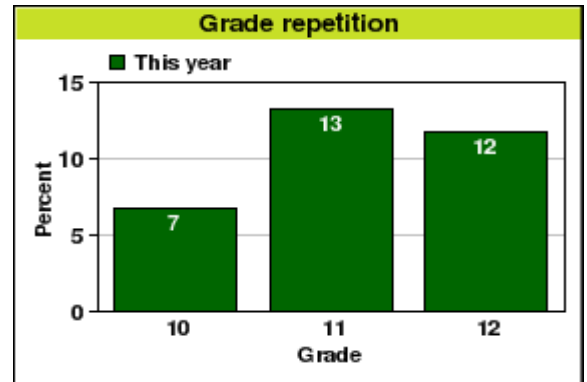


Demographic Factors

Grade repetition

Students who have repeated one or more grades at school since kindergarten.

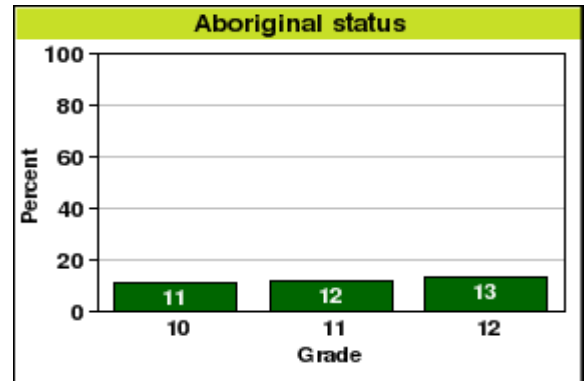
- 10.5% of students in this school have repeated a grade at school.
- 7.8% of the girls and 12.7% of the boys in this school have repeated a grade at school.



Aboriginal status

Students who are of Aboriginal origin, that is, North American Indian, Métis, or Inuk.

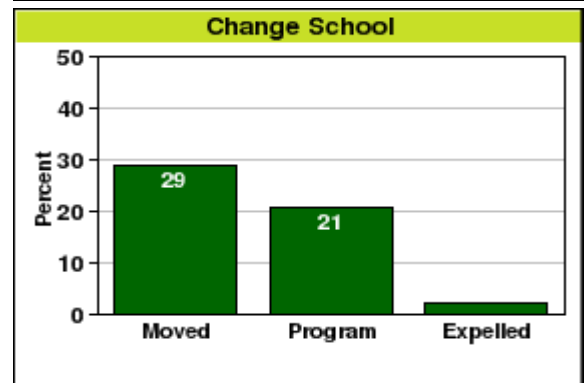
- 12% of students in this school are of Aboriginal origin.
- 11% of the girls and 13% of the boys in this school are of Aboriginal origin.



Change School

Students who have changed schools for reasons below.

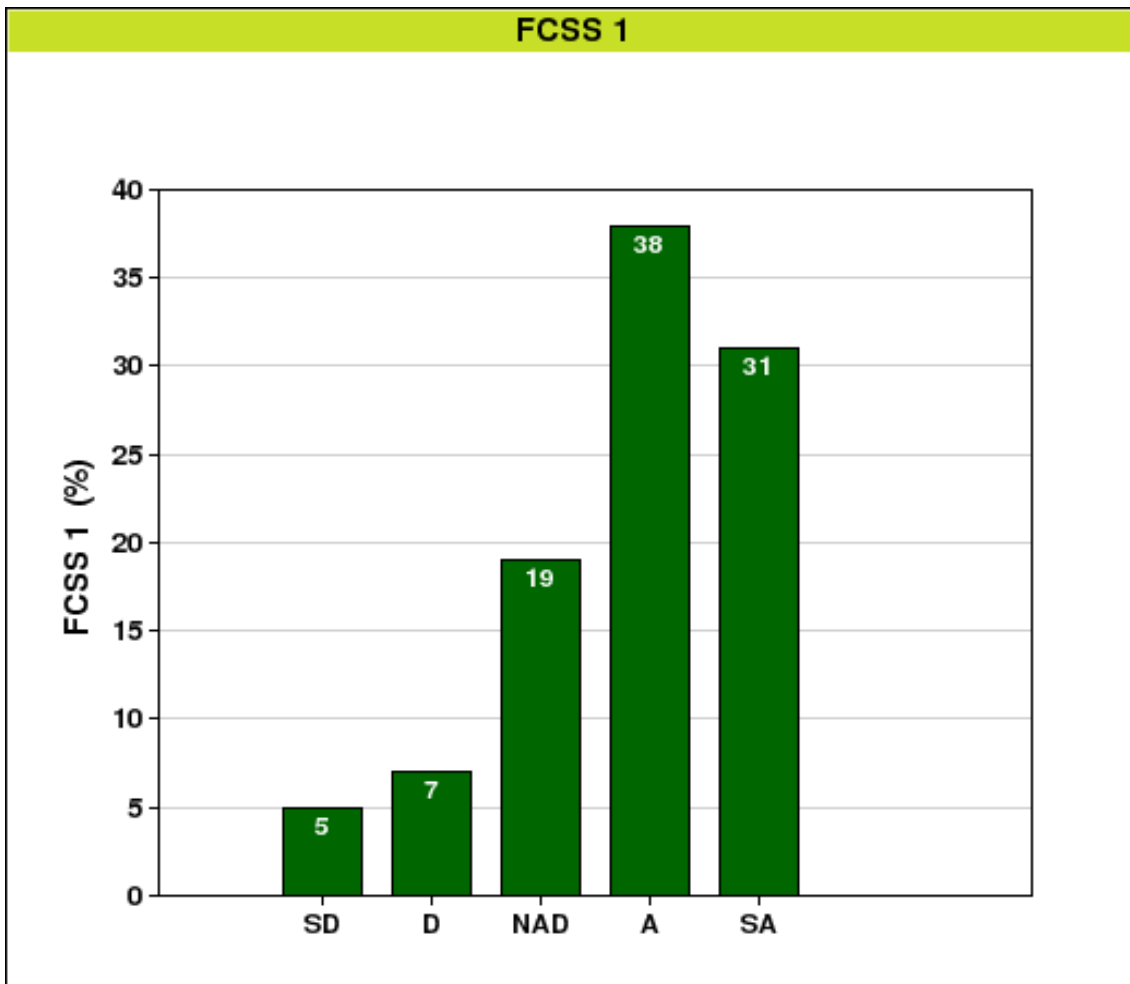
- 28.8% of students in this school changed school because they moved.
- 20.8% of students in this school changed school to take advantage of a different program.
- 2.3% of students in this school changed school because they were expelled from their old school.



Multiple Choice Question

Students were asked: "I feel positive about my future."

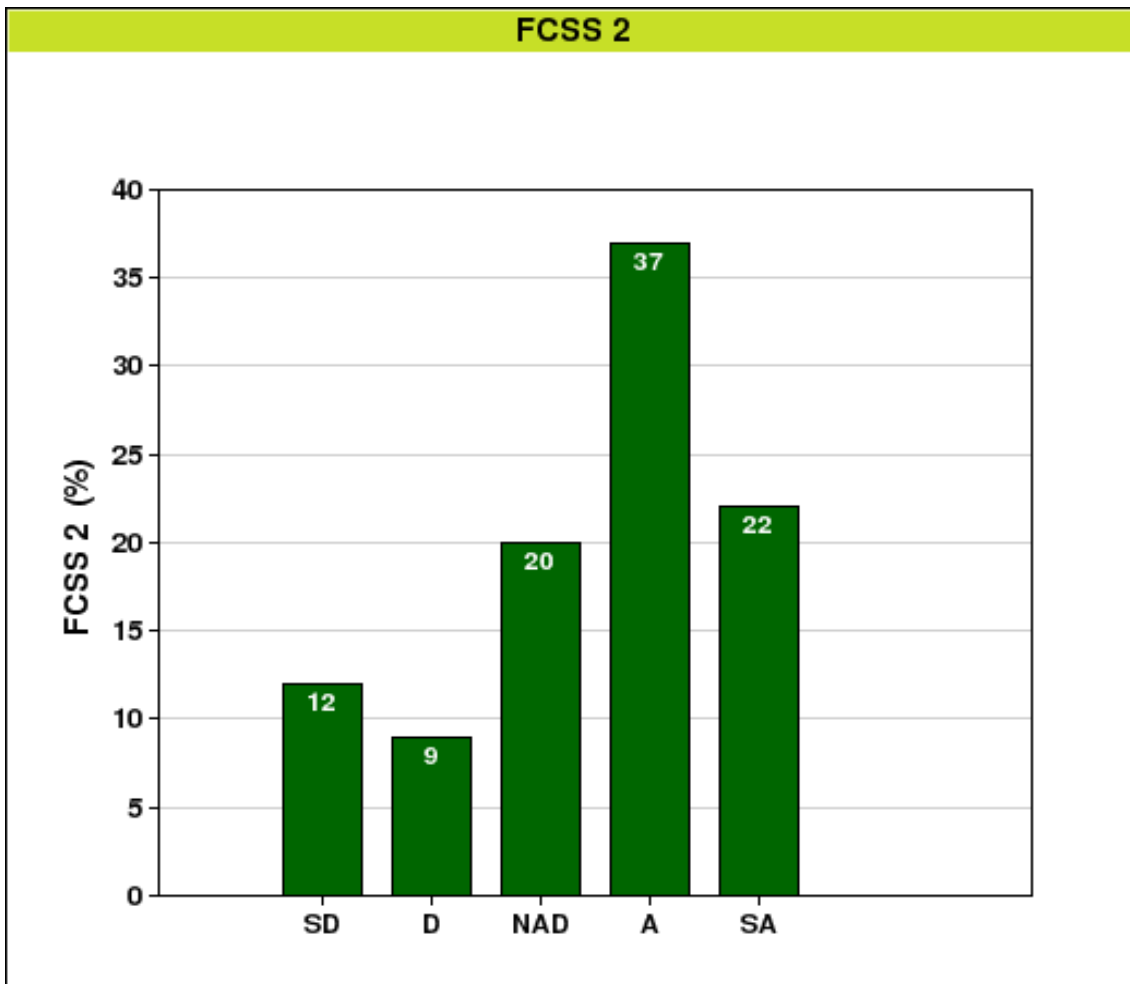
- Strongly Disagree (SD)
- Disagree (D)
- Neither Agree nor Disagree (NAD)
- Agree (A)
- Strongly Agree (SA)



Multiple Choice Question

Students were asked: "I know who to talk to if I am feeling stressed, anxious or depressed."

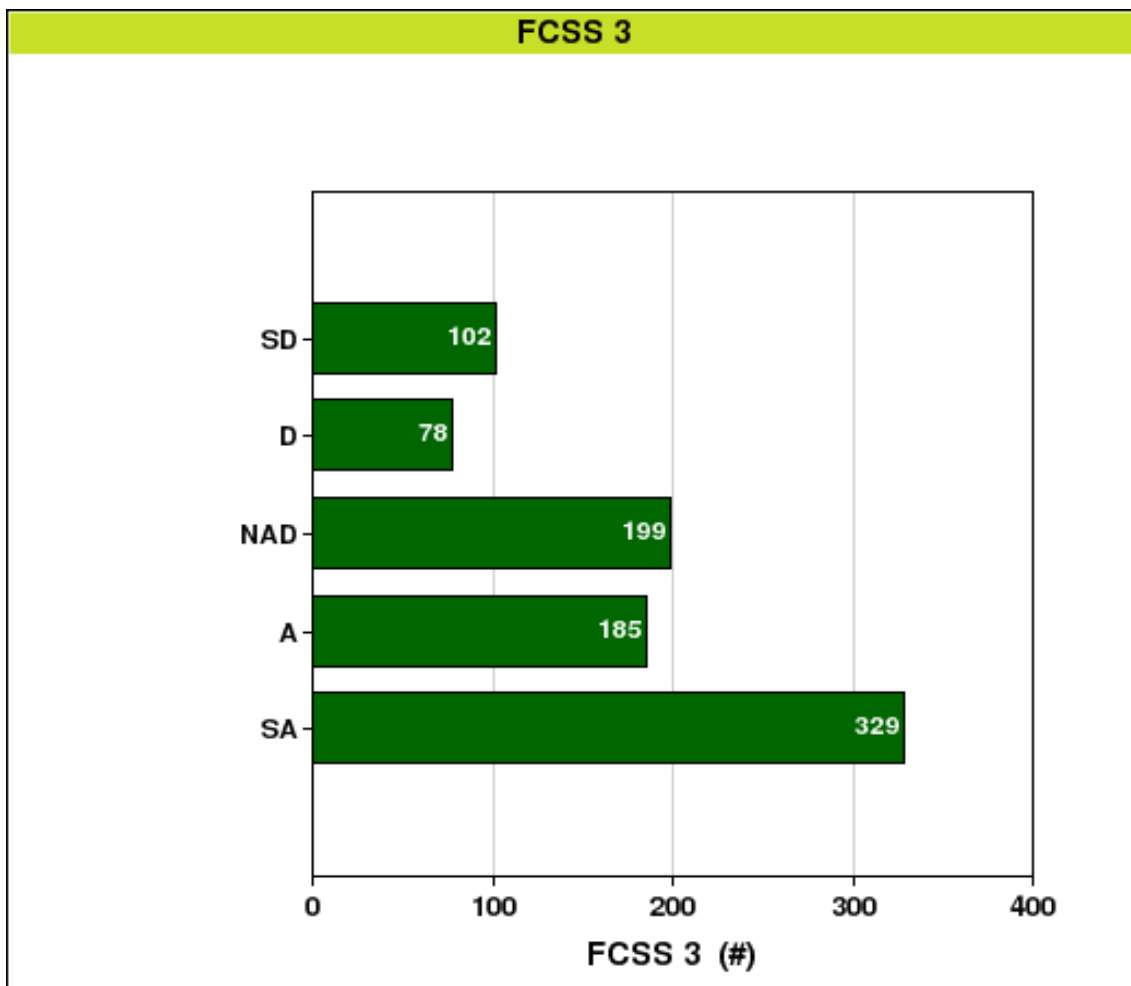
- Strongly Disagree (SD)
- Disagree (D)
- Neither Agree nor Disagree (NAD)
- Agree (A)
- Strongly Agree (SA)



Multiple Choice Question

Students were asked: "I believe it is important to avoid using illegal drugs."

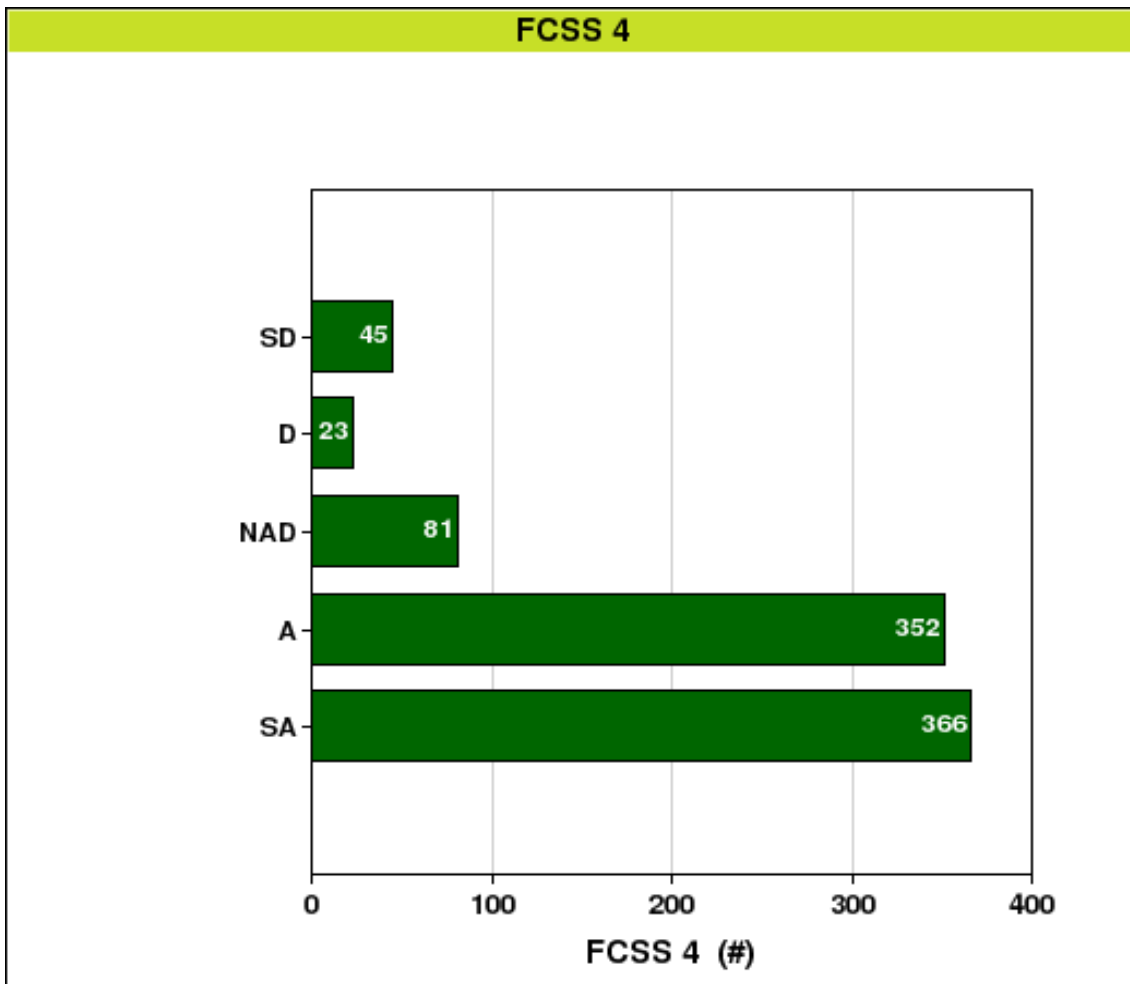
- Strongly Disagree (SD)
- Disagree (D)
- Neither Agree nor Disagree (NAD)
- Agree (A)
- Strongly Agree (SA)



Multiple Choice Question

Students were asked: "I believe it is important to help others."

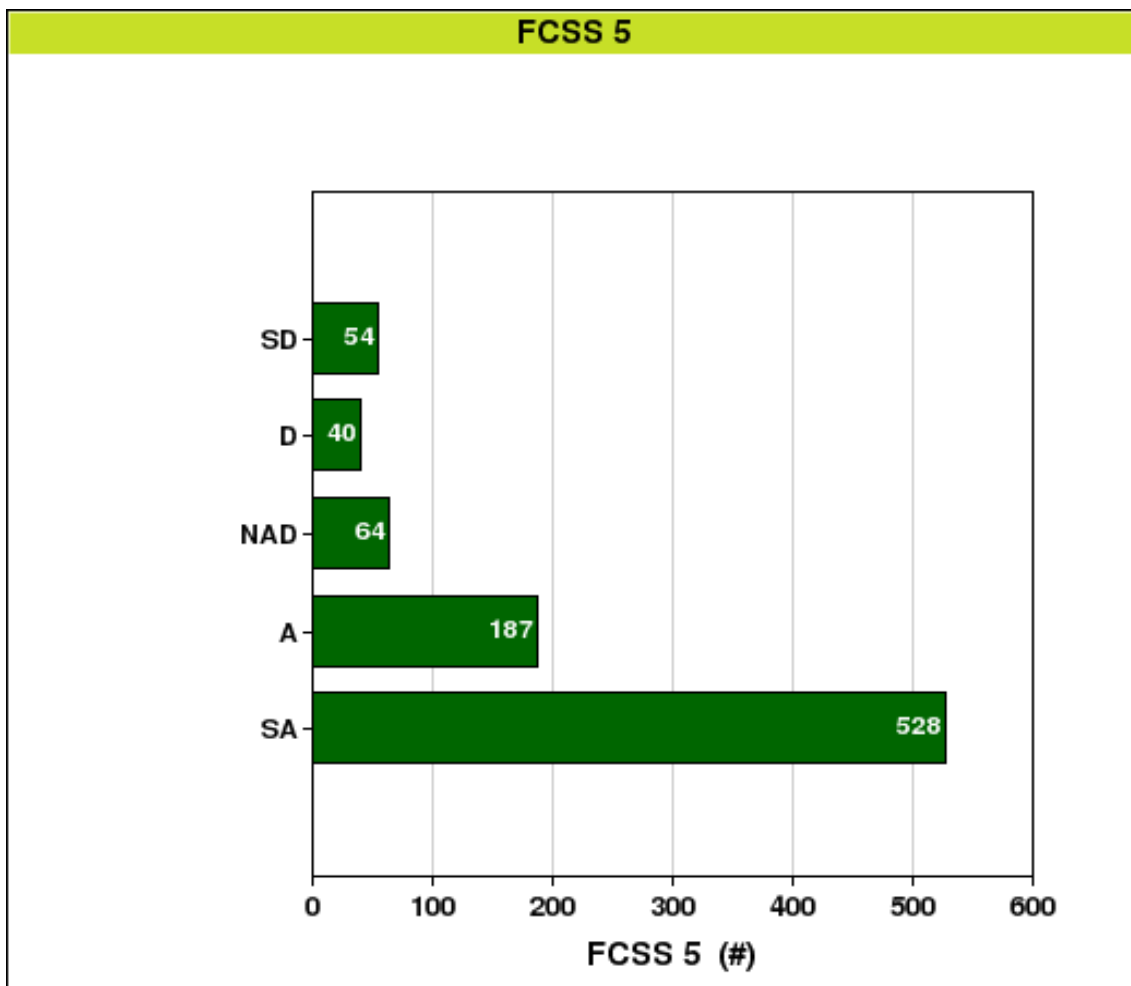
- Strongly Disagree (SD)
- Disagree (D)
- Neither Agree nor Disagree (NAD)
- Agree (A)
- Strongly Agree (SA)



Multiple Choice Question

Students were asked: "I believe it is wrong to discriminate or bully someone because of age, gender, race, disability, or LGBTQ."

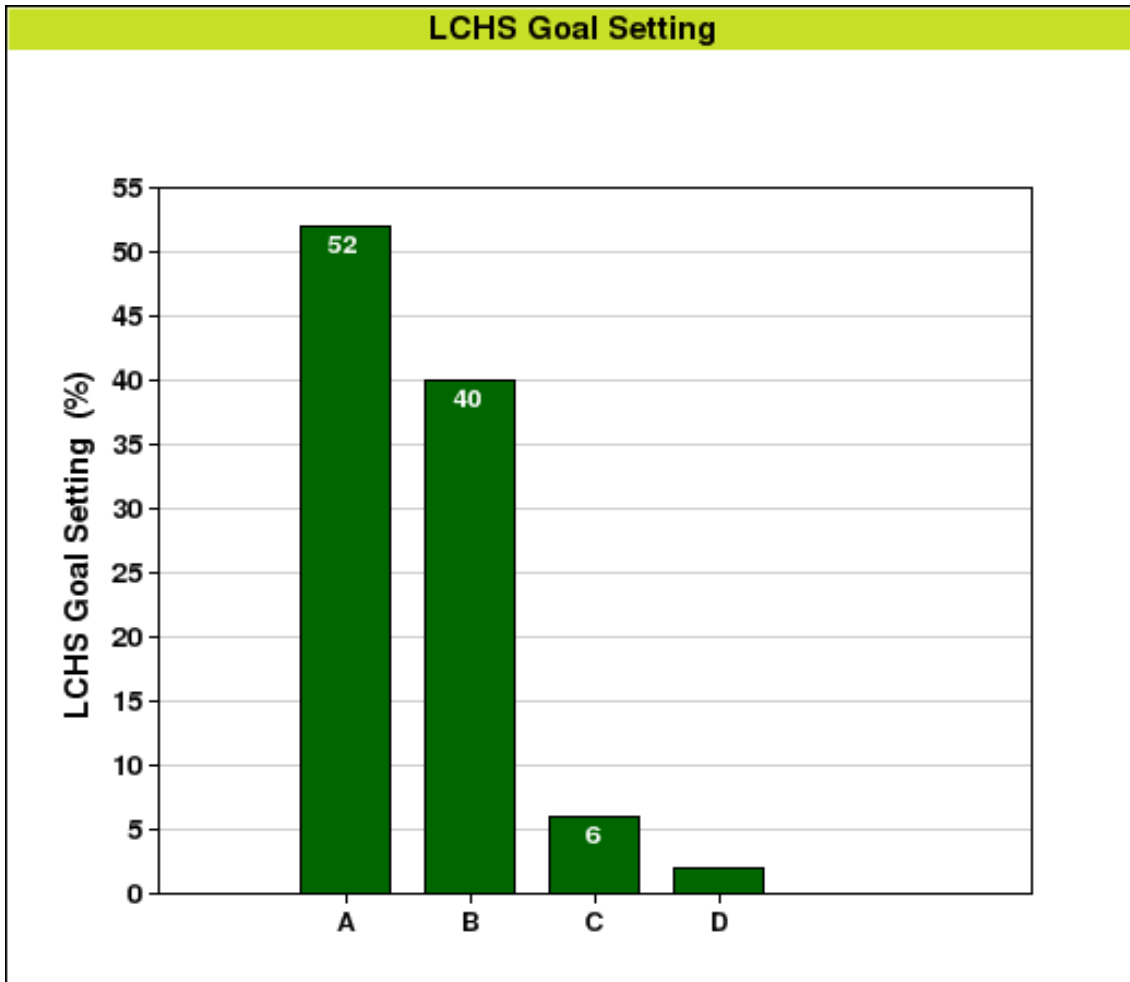
- Strongly Disagree (SD)
- Disagree (D)
- Neither Agree nor Disagree (NAD)
- Agree (A)
- Strongly Agree (SA)



Multiple Choice Question

Students were asked: "As a student, what is your goal to strive for in your classes?"

- My goal is to achieve honours with 80% or higher. (A)
- My goal is to achieve grades in the range of 60%-75%. (B)
- My goal is to pass the course with 50% or better. (C)
- I don't really have goals that I strive for. (D)

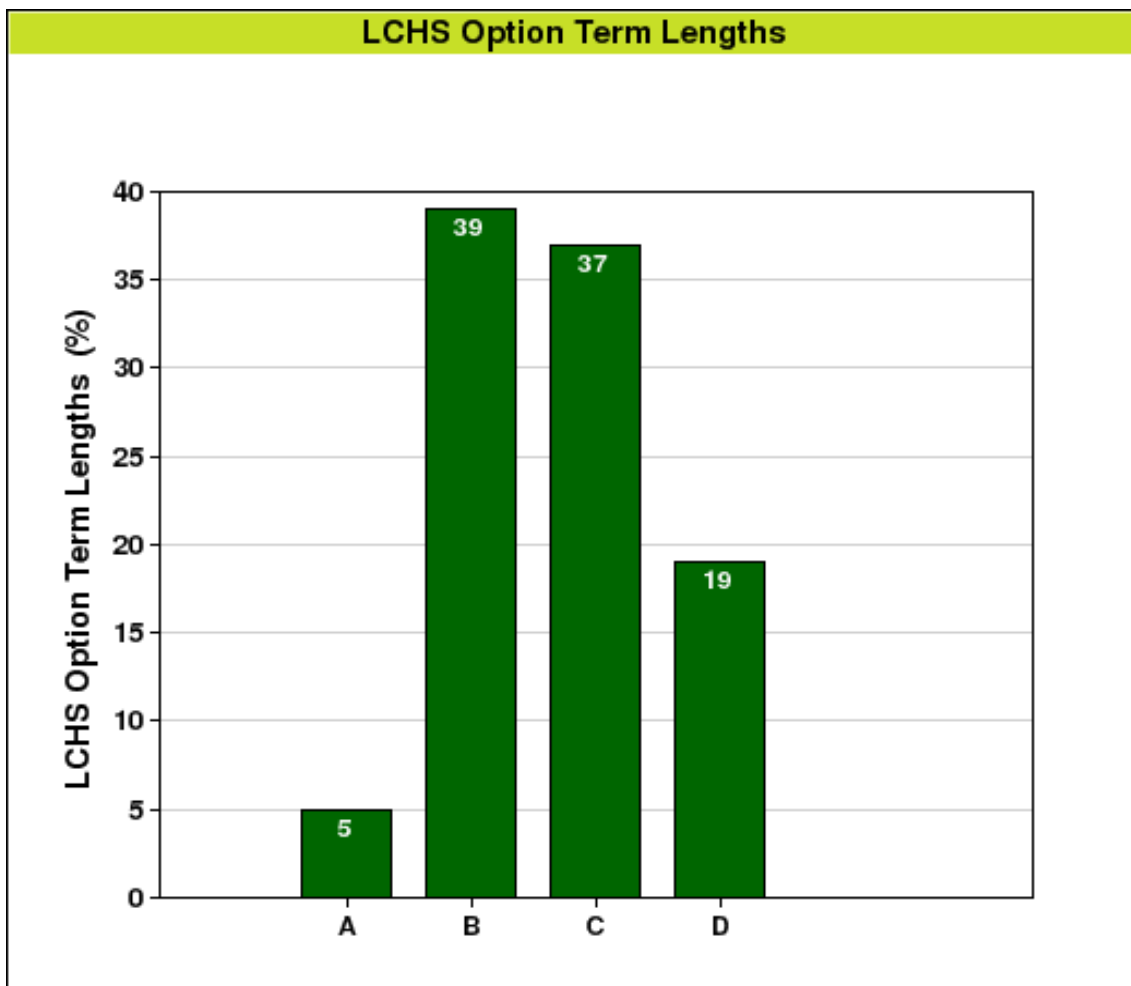


Multiple Choice Question

Students were asked: "From your experience at LCHS, what is your preference for the length of option courses?"

"

- I strongly prefer 3 credit (quarterly) option blocks. (A)
- I strongly prefer 5 credit option blocks. (B)
- I like having both as a choice. (C)
- I really do not have a preference. (D)

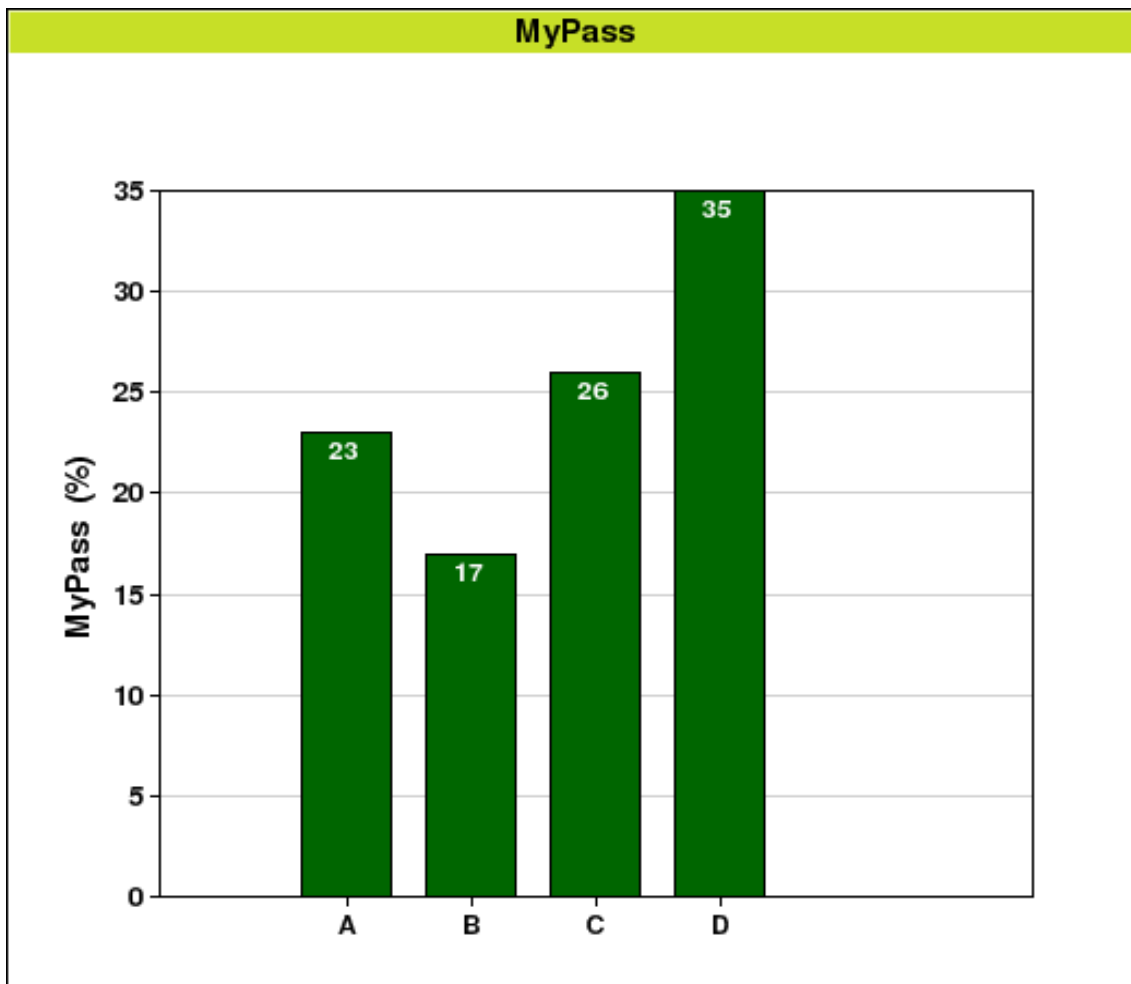


Multiple Choice Question

Students were asked: "MyPass is a student link to Alberta Education that allows you to access your transcript and your diploma marks.

Are you registered for MyPass? "

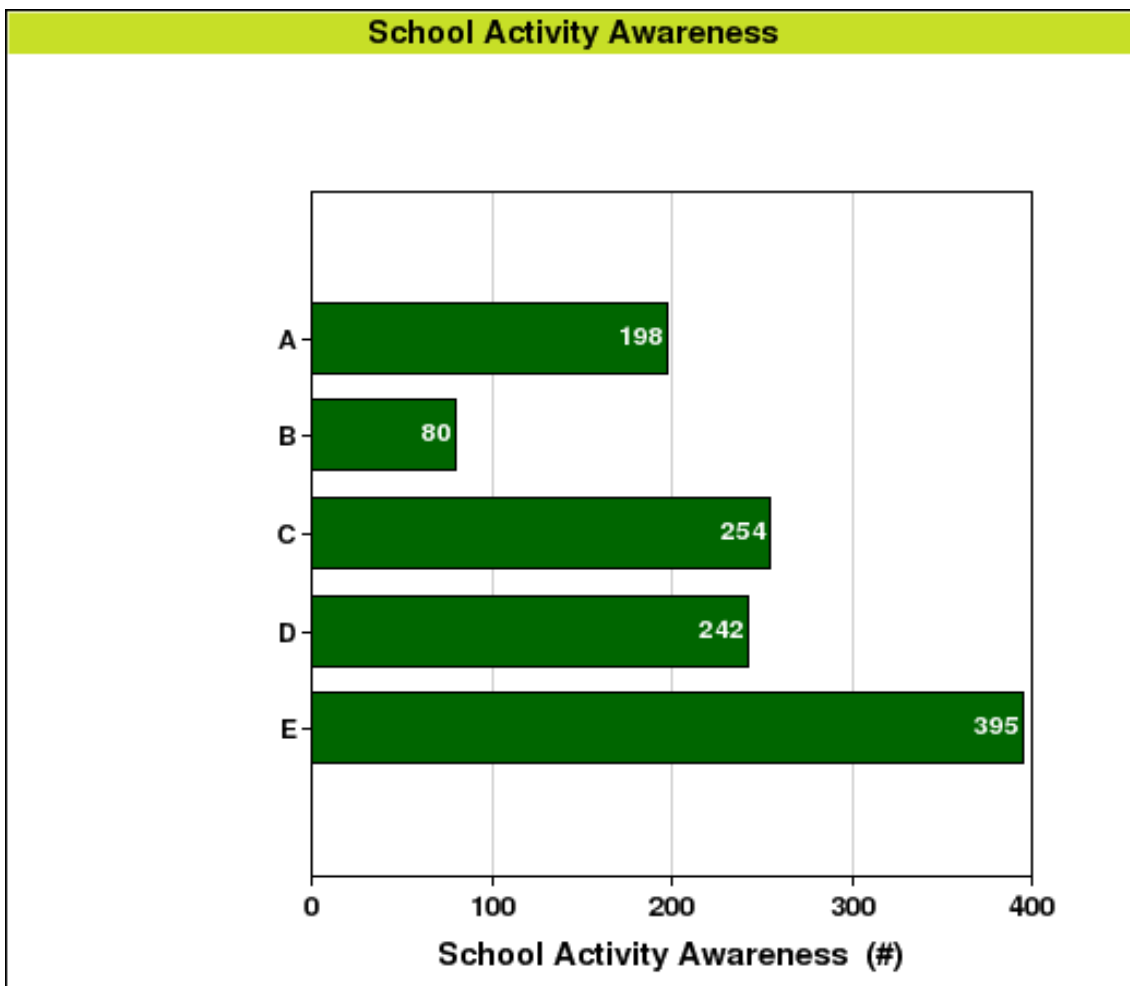
- Yes, I registered successfully with no difficulties. (A)
- Yes, I registered but I had trouble. (B)
- No I have not tried to register. (C)
- No, I have never heard of MyPass. (D)



Multiple Choice Question

Students were asked: "Which of that following would you be willing to follow to increase your awareness of school-related activities? Select all that apply. "

- Facebook (A)
- Twitter (B)
- Instagram (C)
- LCHS School Webpage (D)
- I wouldn't use social media for this reason. (E)



Multiple Choice Question

Students were asked: "MyBlueprint is a program designed to assist students in determining career paths and the high school courses needed to achieve these goals.

Since creating your account, have you used MyBlueprint? "

- Yes, I have used the program several times. (A)
- Yes, I have used the program once or twice.. (B)
- No, I don't think it is useful. (C)
- No I forgot about it. (D)
- I have not created an account. (E)

